Installation mit Einfachlattung innenliegend /
Installation with wooden frame within stud work / Installation avec lattes sim ples, à l'intérieur / Installatie met tussenliggend kader

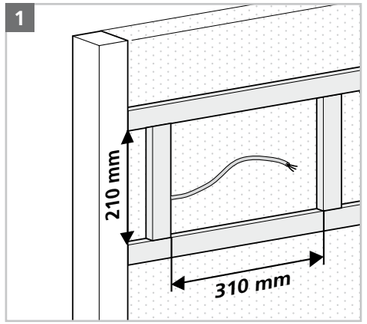

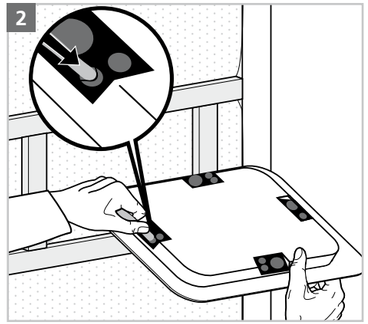

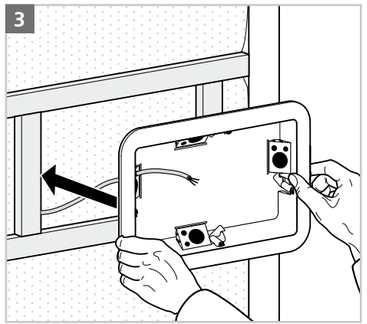

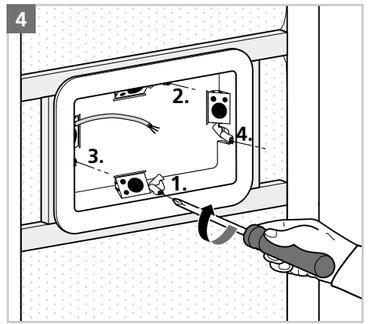

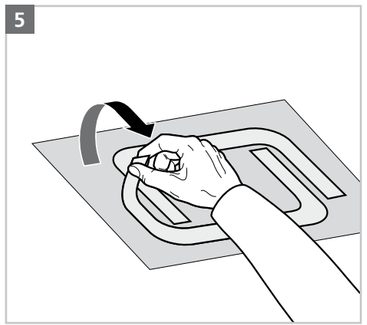

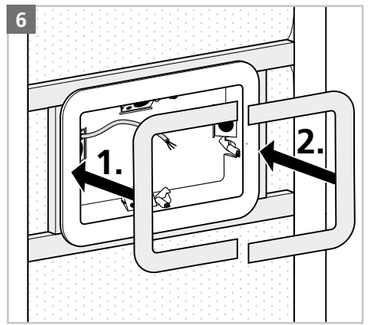

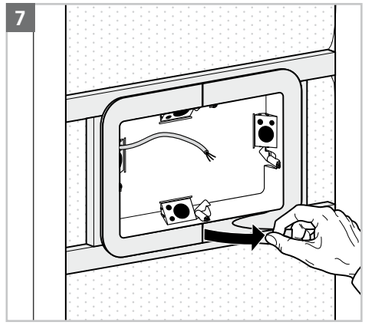

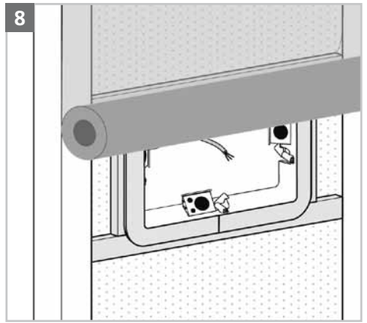

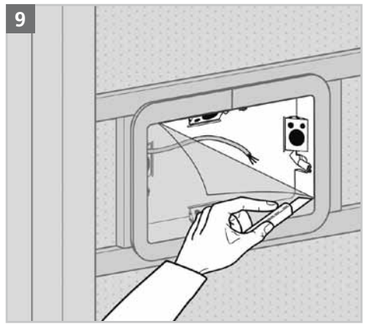

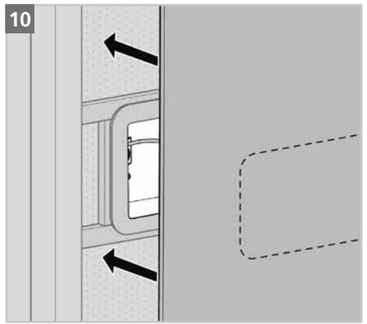

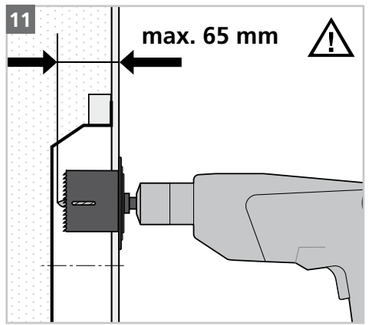

EnoX.

Montageanleitung /
Assembly instructions / Instructions de montage / Montage instructies

Hohlraum-Einbaugehäuse / Installation housing for cavity walls /
Boîtiers d'encastrement pour parois creuses /
Inbouwbehuizingen voor holle wanden

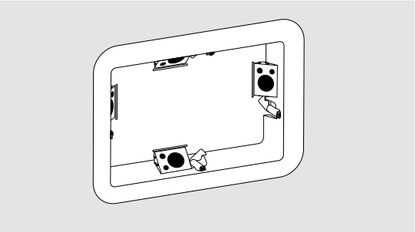

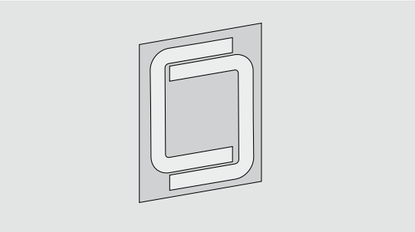

⚠

(D) Montage nur durch ausgebildete Installateure / Fachkräfte (Elektrotechnik / Trockenbau)! Liegen keine entsprechenden Fachkenntnisse vor, so kann es zu einer unsachgemäßen Montage kommen, die die Sicherheit des Produktnutzers gefährdet. Die Unterbrechungen der luftdichten Gebäudehülle sind nach DIN 4108-7 wieder luftdicht herzustellen!

(GB) Assembly only by skilled installers / qualified persons (qualified electrician / dry wall construction). The equipment must be installed by a qualified technician only. Otherwise the operator's safety will be at hazard. The gaps in the building's airtight insulation layer have to be made airtight again according to DIN 4108-7.

(FR) Montage uniquement par les installateurs qualifiés! Sans qualifications appropriées, le résultat du montage peut être insuffisant et réduire à néant le bénéfice et la sécurité du produit. Selon DIN 4108-7, les interruptions du revêtement hermétique du bâtiment doivent être refermées de manière étanche!

(NL) Enkel te monteren door vaklui! De veiligheid kan in het gedrang komen wanneer de montage niet vakkundig uitgevoerd wordt. De openingen in de luchtdichte gebouwenschil moeten volgens DIN 4108-7 terug luchtdicht gemaakt worden!

KAISER GmbH & Co. KG
Ramsloh 4 · D-58579 Schalksmühle
Tel.+49(0)2355.809.0 · Fax+49(0)2355.809.21

KAISERTECHNIK

Lieferumfang /
Scope of delivery / Unité d'emballage / Leveringomvang

EnoX. Hohlraum-Einbaugehäuse /
Installation housing for cavity walls /
Boîtiers d'encastrement pour parois creuses /
Inbouwbehuizing voor holle wanden

Art-Nr. 9350-21

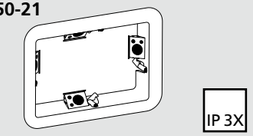

Dichtschaumrahmen /
Foam rubber sealing gasket /
Cadre en mousse /
Dichtingen

Art-Nr. 9350-99

⚠

D Nur geprüfte (DIN VDE 0711/EN 60598) oder F oder W W gekennzeichnete Leuchten verwenden. Im Gehäuse wärmebeständige Leitungen (N2 GMH 2G) und temperaturbeständige Klemmen (z. B. T100) verwenden. Nur für Dämmstoffe mit Wärmebeständigkeit > 250 °C. Verwendung von elektronischen Sicherheitstransformatoren bis 105 VA.

GB Only apply certified (DIN VDE 0711/EN 60598) or F or W W identified luminaires. Use heat-resistant cables (N2 GMH 2G) and temperature-resistant connectors (e. g. T100) in the housing. Only suitable for insulations with heat resistance > 250 °C. Application of electronical safety transformers up to 105 VA.

FR Utiliser uniquement des lampes normalisées (VDE) au sigle F ou W W. Les lampes doivent être conformes à la norme (DIN VDE 07118/CE 60598). Employer, à l'intérieur du boîtier, des conduites résistantes à la chaleur (N2 GMH 2G) ainsi que des bornes résistantes à la chaleur (p. e. T100). Utiliser des isolants résistants à la chaleur > 250 °C. Utiliser des transformateurs de sécurité électroniques de max. 105 VA.

NL Enkel gekeurde (DIN VDE 0711/EN 60598) of F of W W verlichtingsarmaturen installeren. In de behuizing enkel warmtebestendige kabel (N2 GMH 2G) en warmtebestendige klemmen (b. v. b. T100) gebruiken. Het isolatiemateriaal moet een warmtebestendigheid hebben > 250 °C. Gebruik elektronische veiligheidstransformatoren tot 105 VA.

Innen- und Aussenmaße / Interior and exterior dimensions / Dimensions intérieures / Dimensions extérieures / Binnenmaten / Buitenmaten

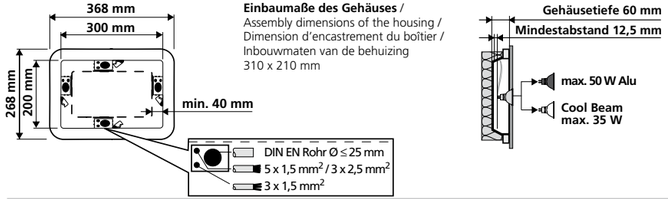

Einbaumaße des Gehäuses /
Assembly dimensions of the housing /
Dimension d'encastrement du boîtier /
Inbouwmaten van de behuizing
310 x 210 mm

© KAISER GmbH & Co. KG 2009 / 2010 /2011 kai0111web/GB/FR/FL 79101-99
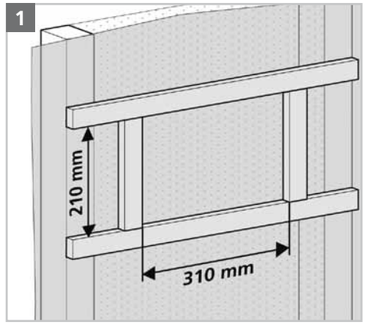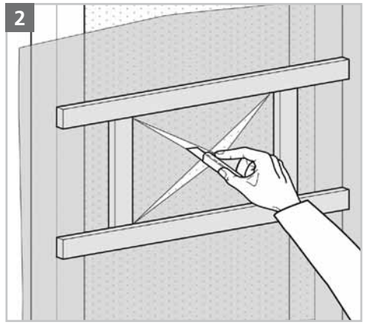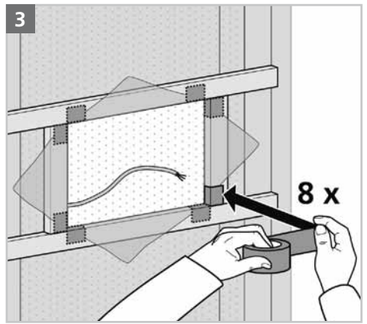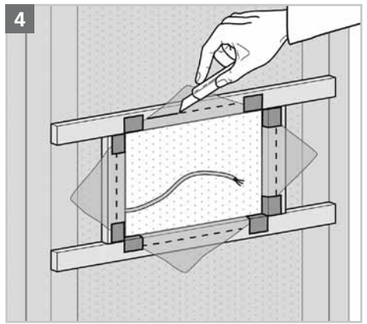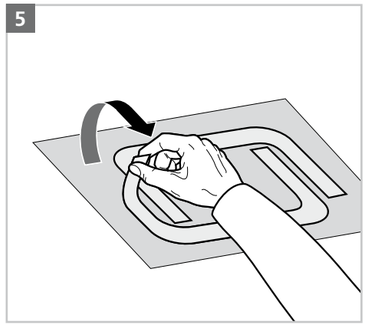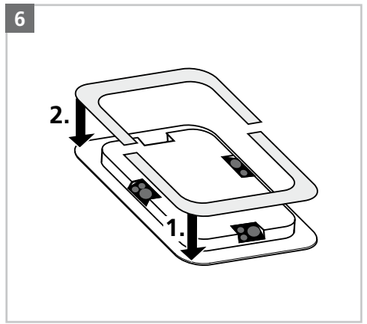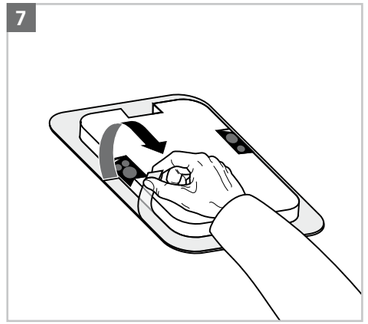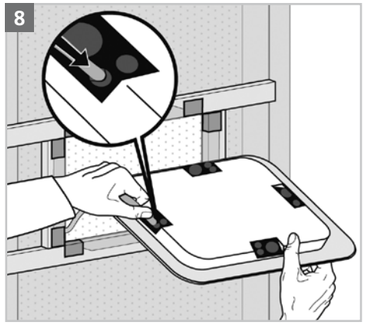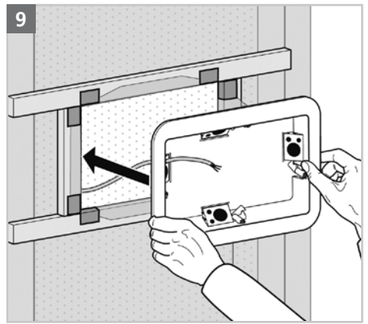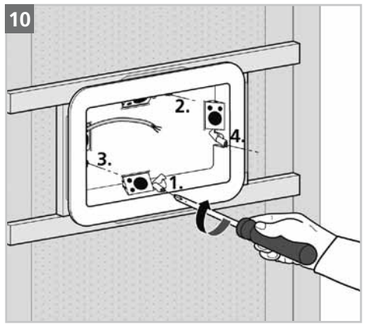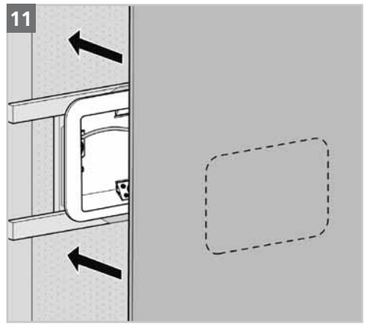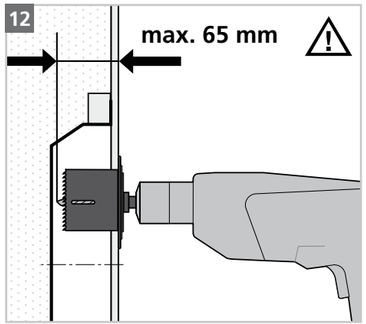
Installation mit Einfachlattung aufliegend /
Installation with wooden frame on top of stud work / Installation avec lattes simples, en applique / Installatie met opliggend kader